



Vector Borne Disease 2023 Surveillance Report

Summit County Public Health



Report Weeks 11 and 12 (July 30 to August 12, 2023)
MMWR Weeks 31 and 32

Public Health
Prevent. Promote. Protect.

This report will be issued from June through October of each year (or later if West Nile Virus disease is still a concern). Surveillance will include human and veterinary cases and testing of mosquito pools in Summit County. It will also include updates from Ohio and around the nation. It will include vector-borne diseases besides West Nile Virus.

SUMMIT COUNTY SURVEILLANCE

West Nile virus testing (Table 1): During surveillance period weeks 11 and 12, there were 4 tests for West Nile Virus ordered by Summit County hospitals, none were positive.

Table 1: West Nile virus (WNV) tests ordered in Summit County hospitals 2023					
Week(s)	# of WNV tests ordered this period	# of positive WNV tests this period	Cumulative # of tests ordered this season	Cumulative # of positive tests this season	Percentage of positive tests
Weeks 1 & 2: 5/21 to 6/3	3	1	3	1	33.3%
Weeks 3 & 4: 6/4 to 6/17	5	0	8	1	12.5%
Weeks 5 & 6: 6/18 to 7/1	4	0	12	1	8.3%
Weeks 7 & 8: 7/2 to 7/15	14	1	26	2	7.7%
Weeks 9 & 10: 7/16 to 7/29	7	0	33	2	6.1%
Weeks 11 & 12: 7/30 to 8/12	4	0	37	2	5.4%
Weeks 13 & 14: 8/13 to 8/26	-	-	-	-	-
Weeks 15 & 16: 8/27 to 9/9	-	-	-	-	-
Weeks 17 & 18: 9/10 to 9/23	-	-	-	-	-
Weeks 19 & 20: 9/24 to 10/7	-	-	-	-	-
Weeks 21 & 22: 10/18 to 10/21	-	-	-	-	-

Note: Reporting may not be completed each week. Numbers will be updated when reports are received

Lyme disease testing (Table 2): There were 112 diagnostic test series performed for Lyme disease during Weeks 11 and 12. 17 tests were positive and one additional test is pending. For information about Diagnosis and Testing, visit this link: <https://www.cdc.gov/lyme/diagnostictesting/index.html>.

Week(s)	# of Lyme tests ordered this period	# of positive Lyme tests this period	Cumulative # of tests ordered this season	Cumulative # of positive tests this season	Percentage of positive tests
Weeks 1 & 2: 5/21 to 6/3	39	13	39	13	33.3%
Weeks 3 & 4: 6/4 to 6/17	81	11	120	24	20.0%
Weeks 5 & 6: 6/18 to 7/1	103	10	223	34	15.2%
Weeks 7 & 8: 7/2 to 7/15	108	13	331	47	14.2%
Weeks 9 & 10: 7/16 to 7/29	110	14	441	61	13.8%
Weeks 11 & 12: 7/30 to 8/12	112	17	553	78	14.1%
Weeks 13 & 14: 8/13 to 8/26	-	-	-	-	-
Weeks 15 & 16: 8/27 to 9/9	-	-	-	-	-
Weeks 17 & 18: 9/10 to 9/23	-	-	-	-	-
Weeks 19 & 20: 9/24 to 10/7	-	-	-	-	-
Weeks 21 & 22: 10/18 to 10/21	-	-	-	-	-

Note: Reporting may not be completed each week. Numbers will be updated when reports are received

Reported Vector-borne diseases in 2023 (Table 3): As of August 12, there were 143 reported cases of Lyme disease; 24 were confirmed and 117 were suspected status. There were also 2 reported cases of Ehrlichiosis / anaplasmosis, 1 suspected case of Dengue and 5 confirmed cases of Malaria among Summit County residents.

	Confirmed	Suspected	Notes
Tick-borne diseases:			
Babesiosis	0	1	
Ehrlichiosis / anaplasmosis	1	1	
Lyme disease	24	117	2 Probable
Powassan virus disease	0	0	
Rocky Mountain spotted fever	0	0	
Mosquito-borne diseases:			
Chikungunya	0	0	
Dengue	0	1	
Eastern equine encephalitis	0	0	
LaCrosse virus disease	0	0	
Malaria	5	0	
St. Louis encephalitis virus disease	0	0	
Zika virus infection	0	0	
West Nile virus infection	0	0	

Source: Ohio Disease Reporting System (ODRS); only confirmed, probable, and suspected cases are included.

Species name	Diseases associated	Summit County	Ohio
Mosquito species			
<i>Aedes albopictus</i>	Chikungunya, dengue fever, yellow fever	4	3,159
<i>Aedes triseriatus</i>	La Crosse encephalitis	122	1,026
<i>Coquillettidia perturbans</i>	Eastern equine encephalitis, West Nile virus	916	4,367
Tick species			
<i>Amblyomma americanum</i>	Ehrlichiosis, tularemia, red meat allergy	0	144
<i>Dermacentor variabilis</i>	Rocky Mountain spotted fever, tularemia	11	799
<i>Ixodes scapularis</i>	Lyme disease, Babesiosis, anaplasmosis	9	202

Source: Ohio Department of Health (Identification via mailed specimens, emailed photos and iNaturalist observations)

Reporting Week(s)	Cases reported this period	Cumulative cases for the season
Aseptic meningitis cases reported prior to season (1/1 to 5/20/2023)	1	-
Weeks 1 & 2: 5/21 to 6/3	1	2
Weeks 3 & 4: 6/4 to 6/17	0	2
Weeks 5 & 6: 6/18 to 7/1	0	2
Weeks 7 & 8: 7/2 to 7/15	0	2
Weeks 9 & 10: 7/16 to 7/29	1	3
Weeks 11 & 12: 7/30 to 8/12	0	3
Weeks 13 & 14: 8/13 to 8/26	-	-
Weeks 15 & 16: 8/27 to 9/9	-	-
Weeks 17 & 18: 9/10 to 9/23	-	-
Weeks 19 & 20: 9/24 to 10/7	-	-
Weeks 21 & 22: 10/18 to 10/21	-	-

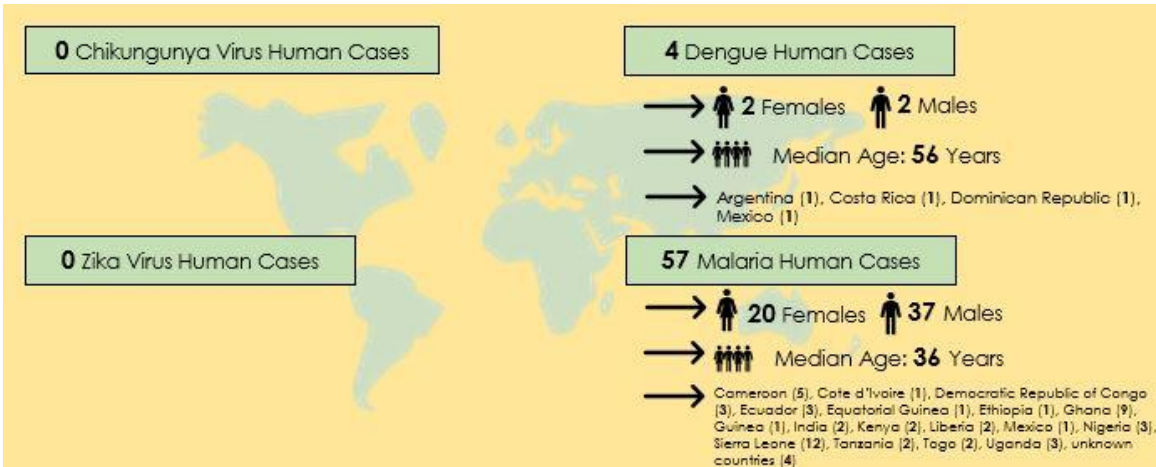
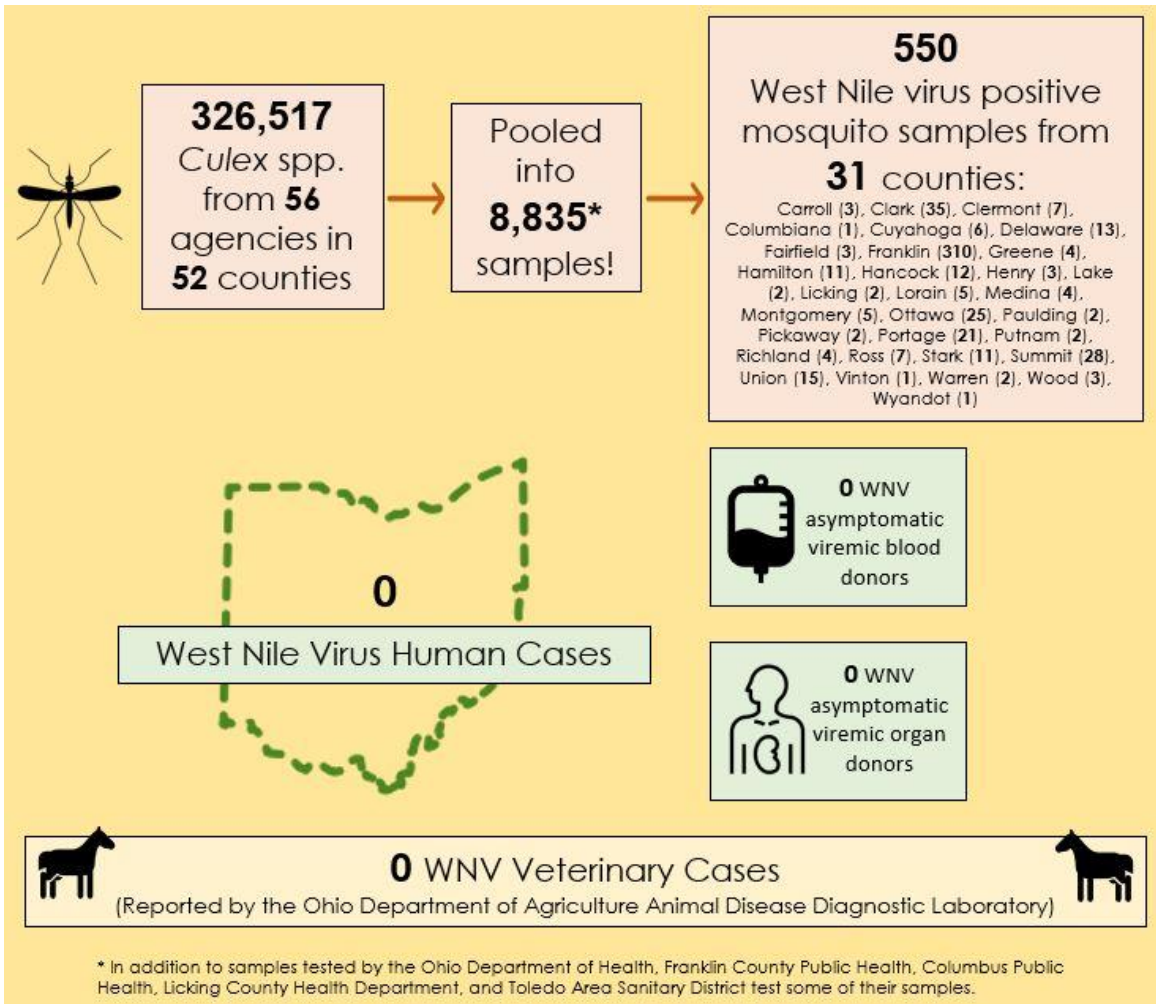
Source: Ohio Disease Reporting System (ODRS)

Reported aseptic/viral meningitis cases (Table 5): Prior to the reporting season, there was 1 reported case of aseptic meningitis, and no confirmed or probable cases were reported during weeks 11 and 12. Aseptic/viral meningitis is the most common type of meningitis and occurs predominately in the summer and fall. While most aseptic/viral meningitis cases are due to gastrointestinal or respiratory viruses, similar symptoms may be present with arthropod-borne diseases.

Mosquito testing by the Ohio Department of Health: Based on the ODH mosquito testing summary released on August 17, 2023, 39,449 mosquitoes were collected as 1,079 pooled samples throughout Summit County. Of the pooled samples, 28 were positive for West Nile Virus.

Mosquitoes identified	39,449
Pooled samples tested	1,079
Positive WNV pooled samples	28

Note: All mosquitoes pools tested were *Culex spp.*





202
Blacklegged
Ticks, *Ixodes*
scapularis,
Identified

Identified from **43** counties: Ashland (1), Ashtabula (5), Athens (8), Belmont (1), Brown (6), Butler (1), Carroll (3), Clark (2), Clinton (3), Columbiana (9), Coshocton (1), Cuyahoga (5), Delaware (2), Erie (3), Fairfield (2), Franklin (15), Gallia (2), Geauga (7), Greene (3), Guernsey (1), Hamilton (4), Harrison (3), Hocking (1), Jefferson (2), Knox (37), Licking (7), Lorain (4), Lucas (1), Mahoning (3), Medina (4), Mercer (1), Monroe (1), Morrow (2), Perry (1), Portage (6), Preble (1), Richland (6), Stark (6), Summit (9), Tuscarawas (2), Warren (13), Wood (3), Wyandot (4), unknown (1)



531
Lyme Disease Human Cases

→ **224** Females
→ **307** Males
→ Median Age: **39** Years

→ Allen (1), Ashland (6), Ashtabula (2), Athens (4), Auglaize (1), Belmont (11), Carroll (9), Clark (4), Clermont (6), Columbiana (53), Coshocton (19), Crawford (1), Cuyahoga (6), Delaware (3), Erie (3), Fairfield (18), Franklin (14), Geauga (4), Greene (1), Guernsey (18), Hamilton (10), Harrison (10), Highland (1), Hocking (12), Holmes (13), Huron (1), Jackson (11), Jefferson (3), Knox (37), Lake (10), Licking (26), Lorain (1), Lucas (1), Madison (3), Mahoning (9), Marion (1), Medina (11), Miami (1), Monroe (1), Montgomery (2), Morgan (2), Morrow (2), Muskingum (44), Noble (2), Perry (5), Pickaway (3), Portage (3), Richland (14), Ross (1), Scioto (2), Stark (30), Summit (21), Trumbull (22), Tuscarawas (15), Union (1), Vinton (1), Washington (7), Wayne (7), Wood (1) counties

▶ **3** Anaplasmosis Human Cases

→ **2** Females
→ **1** Male
→ Median Age: **77** Years
→ Columbiana (1), Hamilton (1), Summit (1) counties

▶ **1** Babesiosis Human Case

→ **0** Females
→ **1** Male
→ Median Age: **65** Years
→ Franklin (1) county

799
American Dog Ticks,
Dermacentor variabilis,
Identified



▶ **9** Rocky Mountain Spotted Fever Human Cases

→ **3** Females
→ **6** Males
→ Median Age: **66** Years
→ Gallia (1), Jackson (8) counties

144
Lone Star Ticks,
Amblyomma americanum,
Identified



▶ **5** Ehrlichiosis Human Cases

→ **3** Females
→ **2** Males
→ Median Age: **55** Years
→ Adams (1), Athens (1), Franklin (1), Warren (1), Wayne (1) counties

Special note for travelers:

Ohioans traveling to areas where local transmission is occurring should be aware of the ongoing situation and make every effort to avoid mosquito bites. Additional information can be found from the [Centers for Disease Control and Prevention \(CDC\)'s Travelers' Health](#) and [Pan-American Health Organization](#) websites.

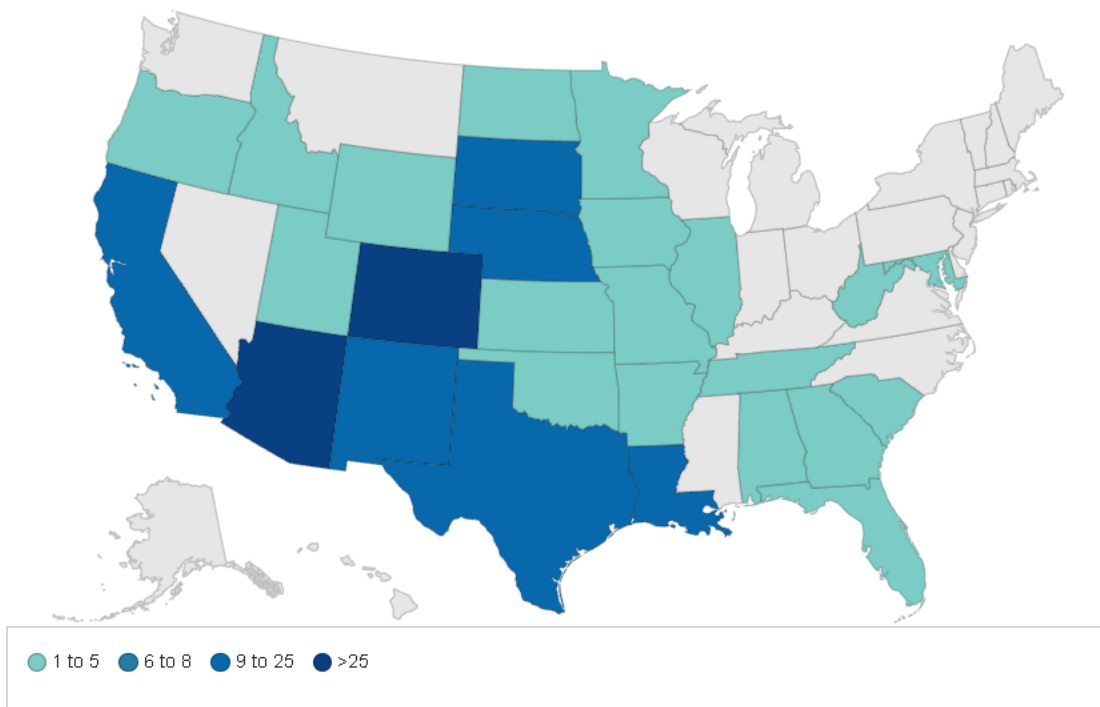
UNITED STATES SURVEILLANCE

Table 7. Reported Vector Borne disease in the United States, 2023

Disease	Weeks 11 and 12 (7/30 to 8/12)	2023 (as of 8/12) Cumulative
Babesiosis	190	1,597
Chikungunya	2	53
Dengue (includes dengue-like illness)	2	329
Eastern equine encephalitis	0	1
Ehrlichiosis / anaplasmosis	374	5,801
Jamestown Canyon virus disease	0	2
LaCrosse virus disease	0	5
Lyme Disease	Not reported weekly by CDC	
Malaria	27	1,060
Powassan virus disease	1	11
Spotted fever rickettsiosis	Not reported weekly by CDC	
St. Louis encephalitis virus disease	0	1
West Nile virus infection	17	190
Zika virus infection, non-congenital	0	3
Note: Data is provisional and subject to change		

Source: https://wonder.cdc.gov/nndss/nndss_weekly_tables_menu.asp

Figure 1. West Nile virus activity by state – United States, 2023 (as of August 15, 2023)



Source: <https://www.cdc.gov/westnile/statsmaps/current-season-data.html>

TRENDS IN VECTOR BORNE DISEASE IN SUMMIT COUNTY, 2013 - 2022

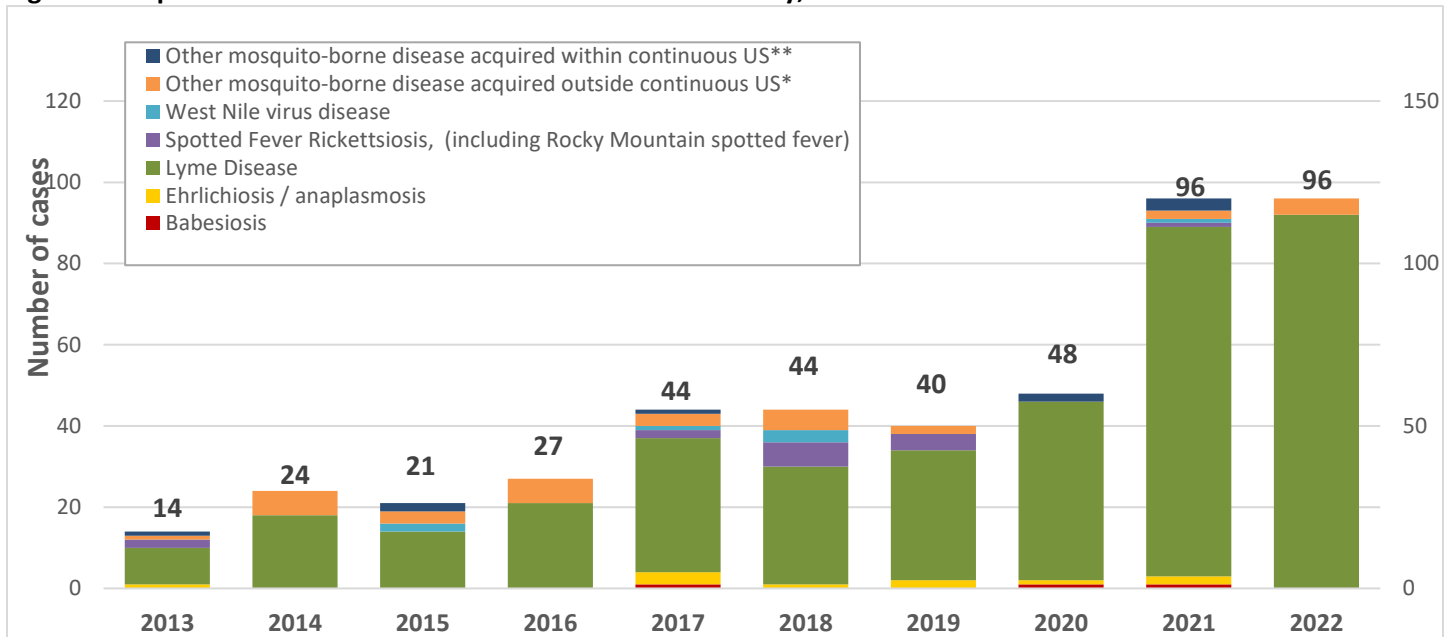
Table 8 provides data on the vector borne disease that were reported in Summit County from 2013 to 2022. The vector for Lyme disease, the blacklegged tick (*Ixodes scapularis*), was first identified in Ohio in 1989, but populations did not begin to increase dramatically until 2009. The blacklegged tick is now established throughout eastern and southern Ohio, and has been collected in all of Ohio’s 88 counties.

Other notable events in vector borne disease surveillance were the increase in Chikungunya cases in 2014 (reported as other arthropod-borne diseases) and the Zika virus disease epidemic of 2016. Increases in Ehrlichiosis and spotted fever rickettsiosis were observed from 2017 to 2019. The incidence of other vector-borne diseases, including West Nile virus disease and other tick-borne illness have remained consistently low.

Table 8. Reported vector-borne disease cases in Summit County, 1/1/2013 - 12/31/2022

	2013	2014	2015	2016	2017	2018	2019	2020	2021	2022
Babesiosis	0	0	0	0	1	0	0	1	1	0
Ehrlichiosis / anaplasmosis	1	0	0	0	3	1	2	1	2	0
Lyme Disease	9	18	14	21	33	29	32	44	86	92
Spotted Fever Rickettsiosis, (including Rocky Mountain spotted fever)	2	0	0	0	2	6	4	0	1	0
West Nile virus disease	0	0	2	0	1	3	0	0	1	0
Other mosquito-borne disease acquired outside continuous US*	1	6	3	6	3	5	2	0	2	4
Other mosquito-borne disease acquired within continuous US**	1	0	2	0	1	0	0	2	3	0
	14	24	21	27	44	44	40	48	96	96

Figure 2. Reported vector-borne disease cases in Summit County, 2013 – 2022



Notes: * Includes imported cases of malaria, chikungunya, dengue, and Zika virus infection
 ** Includes LaCrosse virus disease and St. Louis encephalitis virus disease

Data Source: Ohio Disease Reporting System

About this report: Reporting agencies include Summit County hospital laboratories and the Ohio Department of Health. Vector-borne disease case data for Summit County are obtained from the Ohio Disease Reporting System.

Many thanks to all agencies who report vector-borne disease data weekly.

Reporting from participants may not be complete each week. Numbers may change as updated reports are received. For questions, please contact Julie Zidones (JZidones@sched.org) or the Summit County Public Health Communicable Disease Unit (330-375-2662). This report was issued on **August 22, 2023**.